




Model: GM1370

NFC Temperature Data Logger Instruction Manual



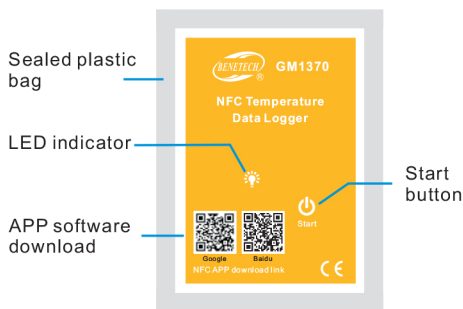
Version: GM1370-EN-00

-1-

I. Product introduction

This temperature recorder is mainly used for medicine, vaccine, blood, food, flowers, laboratory and other fields. It is especially suitable for places that hold high waterproofing requirements on recorder in cold chain storage and transportation. Data can be read directly by mobile phone APP via short-range wireless NFC mode without tearing off sealed plastic bag. In the case that batteries are exhausted, data can still be read through phone.

II. Label illustration



III. Technical parameters

Measurement temperature	-25°C~60°C (-13°F~140°F)
Resolution	0.1°C
Storage temperature	-25°C~60°C (-13°F~140°F)
Measurement accuracy	±0.5°C (±0.9°F)
Sensor	Built-in NTC ¹
Recording capacity	4000 groups (at most)
Recording interval	Adjustable within 1~240mins
Delayed startup	Adjustable within 1~240mins
Power supply	Built-in CR2032 lithium battery of wide temperature range
Protection level	IP67 ²

-2-

Dimensions	60mm*86mm*6mm
Instrument weight	10g
Startup method	Press button for startup (long press for 5s)
Storage mode	Cycle storage mode/stop when storage room is full
Stop reading mode	Stop when storage room is full/after reading saved data
Reading equipment	Android mobile phone with NFC function
Reading method	Place the back of phone within 5cm directly above the recorder
System requirement	Android system 4.0 or above
Battery life	Batteries can be used for 1 year under environment of 25°C, with a 15-minute recording interval, in cyclic storage mode.

Note 1. It is recommended to store the instrument at room temperature before startup.
2. In order to ensure product protection level, do not immerse the recorder in corrosive liquid such as alcohol or oleic acid for a long time.

IV. NFC Operation instructions

Use mobile phone for configuration and write in configuration information before starting recording.

Configuration information: turn on app on mobile phone and click to write in. After setting configuration information, place NFC near mobile phone; if writing is completed, APP will display successful configuration. If it fails, remove NFC and then place it near phone.

Start recording: long press button for 5s, if LED flashes slowly (1s) for two times, it indicates that recording has never started, and the mode switches to recording.
LED: ***** **

Record reading: turn on app and place NFC near phone, the app will automatically recognize NFC (if NFC is not recognized, you can remove NFC and then place it near phone), then click Scan to read, please keep NFC close to the phone during reading.

Default setting: delayed startup by 10 minutes, interval time of 5 minutes.

-3-

State check: short press button.

If LED slowly flashes for three times, it indicates that recording has not started.

LED:*** **

If LED quickly flashes for five times, it indicates that recording has started.

LED:**_**_**_**

V. APP operation documents

1. Main interface (Figure 1)

(1) Turn on NFC function of mobile phone.

(2) Place phone near NFC temperature recorder and click scanning button to read data.

(3) Click writing button to enter information configuration interface.




Figure 1

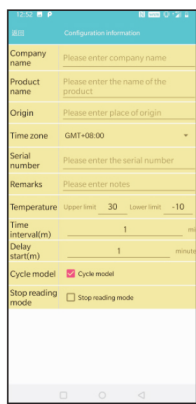


Figure 2

2. Configuration Information interface (Figure 2)

After information is completed, place phone near NFC temperature recorder until the screen displays "Configuration Successful"

-4-

3. Click for scanning (Figure 3)

You need to save data after data scanning, then you can view data in history interface.

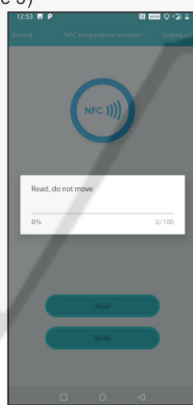


Figure 3

4. Historical record interface (Figure 4)

Click "Editor" button and select multiple data to delete. Click data to enter detailed data interface



Figure 4

-5-

5. Data interface (Figure 5)

Data are displayed in charts and lists, and you can also view configuration information.

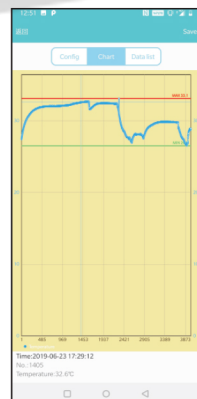
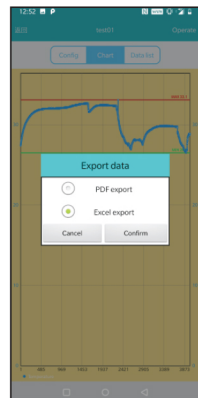
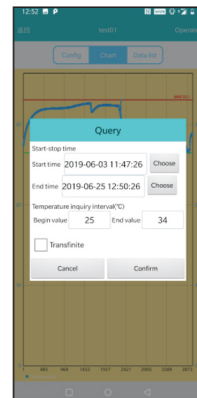


Figure 5

6. Operation button:

"Query"-filtering by temperature values and time. "Export"-exporting data to your phone in PDF or excel format.



Specific Declarations:
Our company shall hold no any responsibility resulting from using output from this product as an direct or indirect evidence. We reserves the right to modify product design and specification without notice.

-6-



پتروفرهان گستر جنوب

DIGINDT.IR
FGJ-NDT.IR



+982165565901



+982144584619



+989034119385



Tehran, Tehransar