


**XDS Series** your powerful n-in-1 on-site measurement station



**12 or 14 bits**  
high resolution ADC

**Super Performance**

- + 8-bit, 12-bit or 14-bit high resolution ADC, restoring the waveform detail fully
- + 40M record length, and 75,000 wfms/s waveform refresh rate
- + low background noise, vertical sensitivity in 1 mV/div - 10 V/div
- + multi-trigger, and bus decoding function
- + SCPI, and LabVIEW supported

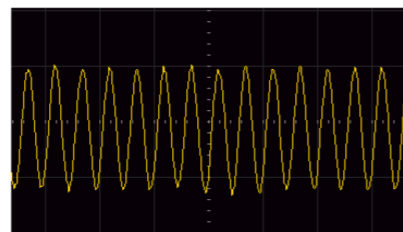
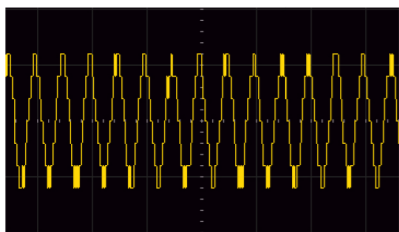
**Creative New Look**

- + ultra-thin body-design, less space accommodation
- + multi-interface integration - USB host, USB device, USB port for PictBridge, LAN, AUX, and more
- + VGA port - better solution for video expansion, and teaching demonstration
- + 8 inch 800 x 600 high resolution LCD
- + optional multi-point touch screen, more user-friendly operation experience

**n-in-1**

functions as data logger, and multimeter with data logging function, and dual-channel 25MHz / 50MHz arbitrary waveform generator, furthermore, battery pack, and WiFi module supported

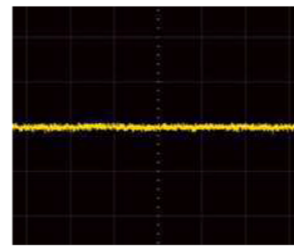
1. 12-bit high vertical resolution model - XDS-A series product achieves 16 times resolution, and definition more than its general 8-bit counterpart, which makes it the better solution provider for small signal measurement, and signal detail restoration from large signal



20mVpp signal measured by common 8-bit DSO, 10 times zoomed

20mVpp signal measured by 12-bit XDS series DSO, 10 times zoomed

2. xvisual platform - restore the waveform detail fully



low background noise

MLength
1000
10K
100K
1M
10M
20M

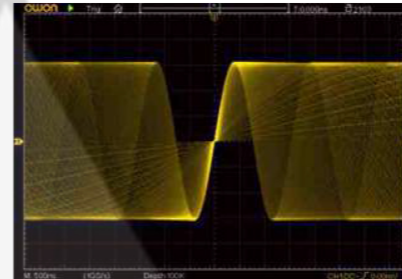
40M record length



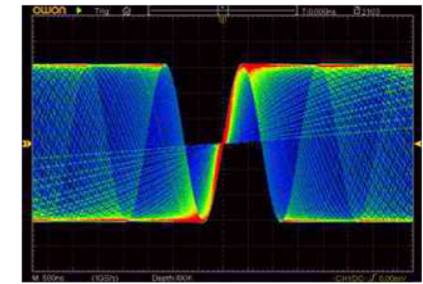
and 75,000 wfms/s refresh rate, easily capturing exceptional, and low probability events



3. multi-level grayscale, and color temperature display



within certain unit time, more frequent one waveform pixel appears, more vivid it is



the frequency of waveform reflecting in color temperature value, larger the value is, more frequent the waveform appears

4. multi-trigger supported - Logic, Time-out, I<sup>2</sup>C, SPI, RS232, Runt, Windows, Nth Edge, and CAN

5. serial bus coding available in I2C, SPI, RS232, and CAN

MBus Type
RS232
I2C
SPI
CAN

MSingle
Edge
Video
Pulse
Slope
Runt
Windows
Timeout
Nth Edge

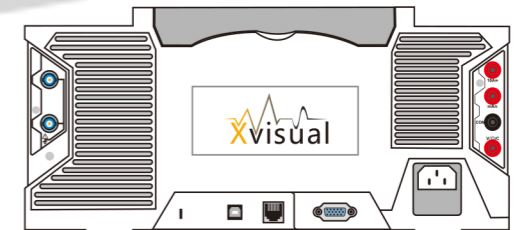
8. its built-in WiFi module facilitates mobile device connecting with XDS series product, to get access to remote control, together with simultaneous measurement result display




via app s/w, waveform data-saving, checking, co-sharing is possible, co-analyzing hence realizes

6. built-in multimeter module, with auto-scale, and data logging function

7. built-in dual-channel 25MHz / 50MHz arbitrary waveform generator module, with sample rate of 125MS/s / 250MS/s



9. its multi-point touchscreen improves operation efficiency considerably



10. optional battery makes floating measurements possible, advancing the operation convenience



# XDS Series

your powerful n-in-1 on-site measurement station

## + Performance Specifications

Model	XDS3062A	XDS3102A	XDS3202A**	XDS3102	XDS3202*	XDS3302*
Bandwidth	60MHz	100MHz	200MHz	100MHz	200MHz	300MHz
Sample Rate	1GS/s(8bits) 500MS/s(12bits) (**100MS/s(14bits))			1GS/s	2GS/s	2.5GS/s
Vertical Resolution (A/D)	12 bits		14 bits	8 bits		
Record Length	40M					
Waveform Refresh Rate	75,000 wfms/s					
Horizontal Scale (s/div)	2ns/div - 1000		1ns/div - 1000	2ns/div - 1000	1ns/div - 1000	
Rise Time (at input, typical)	≤5.8ns	≤3.5ns	≤1.7ns	≤3.5ns	≤1.7ns	≤1.17ns
Channel	2+1 (external)					
Display	8" color LCD, 800 x 600 pixels					
Input Impedance	1MΩ ± 2%, in parallel with 15pF ± 5pF; (*, **50Ω ± 2%)					
Channel Isolation	50Hz : 100 : 1, 10MHz : 40 : 1					
Max Input Voltage	1MΩ ≤ 300Vrms; 50Ω ≤ 5Vrms					
DC Gain Accuracy	±1%			±3%		
DC Accuracy	average ≥ 16: ±(3% reading + 0.05 div) for ΔV					
Probe Attenuation Factor	0.001X - 1000X, step by 1 - 2 - 5					
LF Respond (AC, -3dB)	≥5Hz (at input, AC coupling, -3dB)					
Sample Rate / Relay Time Accuracy	±1ppm					
Interpolation	sin(x)/x, x					
Interval (ΔT) Accuracy (fullbandwidth)	Single: ±(1 interval time + 1ppm x reading + 0.6ns); Average > 16: ±(1 interval time + 1ppm x reading + 0.4ns)					
Input Coupling	DC, AC, and GND					
Vertical Sensitivity	1mV/div - 10V/div (at input)					
Trigger Type	Edge, Video, Pulse, Slope, Runt, Windows, Timeout, Nth Edge, Logic, I <sup>2</sup> C, SPI, RS232, and CAN (optional)					
Bus Decoding (optional)	I <sup>2</sup> C, SPI, RS232, and CAN					
Trigger Mode	Auto, Normal, and Single					
Vertical Range	±2V (1mv/div - 50mv/div), ±20V (100mv/div - 1V/div), ±200V (2V/div - 10V/div)					
Line / Field Frequency (video)	NTSC, PAL and SECAM standard					
Cursor Measurement	ΔV, and ΔT between cursors, ΔV and ΔT between cursors, and auto- cursors					
Automatic Measurement	Vpp, Vavg, Vrms, Freq, Period, Week RMS, Cursor RMS, Vmax, Vmin, Vtop, Vbase, Vamp, Overshoot, Phase, Preshoot, Rise Time, Fall Time, +Width, -Width, +Duty, -Duty, Duty Cycle, Delay A→B, Delay A→B, +Pulse Count, -Pulse Count, Rise Edge Count, Fall Edge Count					
Waveform Math	+, -, *, /, FFT					
Waveform Storage	100 waveforms					
Lissajou's Figure	Bandwidth	full bandwidth				
	Phase Difference	±3 degrees				
Communication Interface	USB host, USB device, USB port for PictBridge, Trig Out (P/F), LAN, and VGA (optional)					
Frequency Counter	available					
Power Supply	100 - 240 V AC, 50/60Hz, CAT II					
Power Consumption	< 15W					
Fuse	2A, T class, 250V					
Battery (optional)	3.7V, 13200mAh					
Dimension (W x H x D)	340 x 177 x 90 (mm)					
Device Weight	2.60 kg					

## + Multimeter (optional) Specifications

Full Scale Reading	3 1/2 digits (max 4000 count)	Diode	0V - 1.5V
Input Impedance	10MΩ	Continuity Test	<50 (±30) beeping
Capacitance	51.2nF - 100uF: ±(3% ± 3 digits)		
Voltage	VDC: 400mV, 4V, 400V: ±(1 ± 1 digit); max input: DC 1000V VAC: 4V, 40V, 400V: ±(1 ± 3 digits); frequency: 40Hz - 400Hz; max input: AC 400V (virtual value)		
Current	DC: 40mA, 400mA: ±(1.5% ± 1 digit); 10A: ±(3% ± 3 digits) AC: 40mA: ±(1.5% ± 3 digits), 400mA: ±(2% ± 1 digit), 10A: ±(3% ± 3 digits)		
Impedance	400Ω: ±(1% ± 3 digits), 4KΩ - 40MΩ: ±(1% ± 1 digit)		

## + Arb Waveform Generator (optional) Specifications

Max Frequency Output	25MHz	50MHz
Sample Rate	125MS/s	250MS/s
Channel	available in 1-ch, or 2-ch	
Vertical Resolution	14 bits	
Amplitude Range	10mVpp - 6Vpp	
Waveform Length	8K	
Standard Waveform	Sine, Square, Pulse, and Ramp	

## + Optional Module / Function

VGA	VGA+AV port
WiFi	WiFi
AWG	arb waveform generator
DMM	digital multimeter
TOU	touch screen (capacitor-type)

## + Optional Decoding Kit

RS232	RS232
SPI	SPI
I <sup>2</sup> C	I <sup>2</sup> C
CAN	CAN decoding

Specifications subject to change without prior notice.

## + Application

electronic circuit debugging education and training      circuit testing      design and manufacture  
automobile maintenance and testing

## + Accessories

The accessories subject to final delivery.



### optional accessories:



mobile app accessible via scanning QR code

+982165565901

+982144584619

+989034119385

پتروفرهان گستر جنوب

FGJ-NDT.IR

DIGINDT.IR