



پترو فرهان گستر جنوب

Tehran, Tehransar

owon®  
+ Meet your best need

owon® product line - Created by LILLIPUT®

Fujian Lilliput Optoelectronics Technology Co., Ltd.

No. 19, Heming Road, Lantian Industrial Zone  
Zhangzhou 363005 P.R. China  
Tel : +86.592.257.5666  
E-mail : info@owon.com.cn WWW.OWON.COM.CN

SDS-E Series

2nd Generation of PDS Series



FGJ



FARHAN GOSTAR JOONOB

Please contact local distributor for further information.


شرکت صائن

WWW.SAENCO.COM

021 88936611



CE



+982165565901

+982144584619

+989034119385

پتروفرهان گستر جنوب

FGJ-NDT.IR

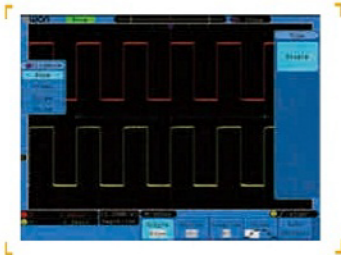
DIGINDT.IR

1. Bandwidth : 30MHz - 125MHz
2. Sample rate : 500MS/s - 1GS/s
3. Ultra-thin body
4. 8 inch high resolution LCD
5. Pass / Fail function
6. SCPI, and LabVIEW supported
7. newly added function - **digital filtering**, and current measurement (excl. SDS5032E and SDS5052E)

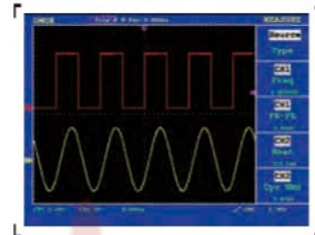
# SDS Series

# PDS Series

## Enjoy More Wide View



8.0 inch TFT LCD with high resolution 800\*600. Enlarge to 15x10 divisions for more data.



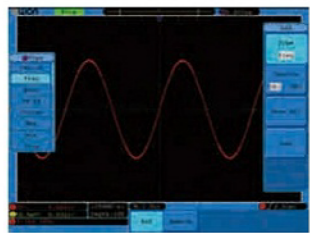
7.8 inch TFT 10x8 divisions Display

## With Better Performance

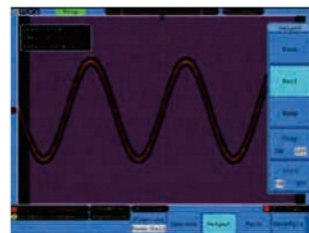
- 1 Bandwidth: 30MHz; Sample rate: 500MS/s
- 2 10K Record Length
- 3 Trigger type: Edge/Video/Pulse/Slope
- 4 Waveform storage: 15 waveforms
- 5 with Waveform Record & Replay

- 1 Bandwidth: 25MHz; Sample rate: 100MS/s
- 2 6K Record Length
- 3 Trigger type: Edge/Video
- 4 Waveform storage: 4 waveforms
- 5 Waveform Record & Replay: none

## SDS-E With More Convenience and High Efficiency



Add/remove measure types as you'd like, make your job easier




Pass/Fail function, build signature template for the test projects on a production line, improve productivity.



One-button to show all the measures, make the test easier and faster

User-friendly operation of 2D menus, you can see all the operable menus in combination



Rich interface design  
 USB2.0 (DEVICE)  
 USB1.1 (HOST)  
 RS232 (optional)  
 VGA (optional)  
 PASS/FAIL (TRIG OUT)  
 LAN  
 to meet your various needs

## Performance characteristics

Model	SDS5032E	SDS5052E	SDS6062E	SDS7072E	SDS7102E	SDS7122E
Bandwidth	30MHz	50MHz	60MHz	70MHz	100MHz	125MHz
Sample Rate	500MS/s			1GS/s		
Horizontal Scale (s/div)	5ns/div - 100s/div, step by 1 - 2 - 5			2ns/div - 100s/div, step by 1 - 2 - 5		
Rise Time (at input, typical)	≤11ns	≤7ns	≤5.8ns	≤5ns	≤3.5ns	≤2.8ns
Channel	2 + 1 (external)					
Display	8" color LCD, 800 x 600 pixels					
Input Impedance	1MΩ ± 2%, in parallel with 10pF ± 5pF			1MΩ ± 2%, in parallel with 15pF ± 3pF		
Channel Isolation	50Hz : 100 : 1, 10MHz : 40 : 1					
Max Input Voltage	400V (DC + AC peak)					
DC Gain Accuracy	±3%					
Record Length	10K			1M (optional 10M)		
DC Accuracy (average)	average ≥ 16 : ±(3% reading + 0.05 div) for ΔV					
Probe Attenuation Factor	1X, 10X, 100X, 1000X					
LF Respond (AC, -3dB)	≥10Hz (at input, AC coupling, -3dB)					
Sample Rate / Relay Time Accuracy	±100ppm					
Interpolation	sin(x)/x					
Interval (ΔT) Accuracy (full bandwidth)	Single : ±(1 interval time + 100ppm × reading + 0.6ns), Average > 16 : ±(1 interval time + 100ppm × reading + 0.4ns)					
Input Coupling	DC, AC, and GND					
Vertical Resolution (A/D)	8 bits (2 channels simultaneously)					
Vertical Sensitivity	5mV/div - 10V/div (at input)			2mV/div - 10V/div (at input)		
Digital Filtering	low-pass, high-pass, band-pass, and band-reject					
Trigger Type	Edge, Pulse, Video, Slope, and Alternate					
Trigger Mode	Auto, Normal, and Single					
Trigger Level	±6 divisions from screen center					
Line / Field Frequency (video)	NTSC, PAL, and SECAM standard					
Cursor Measurement	ΔV, and ΔT between cursors					
Automatic Measurement	Vpp, Vavg, Vrms, Freq, Period, Week RMS, Cursor RMS, Vmax, Vmin, Vtop, Vbase, Vamp, Overshoot, Phase, Preshoot, Rise Time, Fall Time, Delay A→B, Delay A→B, +Width, -Width, +Duty, -Duty, Duty cycle					
Waveform Math	+, -, *, /, invert, FFT					
Waveform Storage	15 waveforms					
Lissajous Figure	Bandwidth full bandwidth					
Phase Difference	±3 degrees					
Communication Interface	USB host, USB device, Pass / Fail, LAN, and VGA (optional)					
Frequency Counter	available					
Power Supply	100V - 240V AC, 50/60Hz, CAT II					
Power Consumption	< 18W					
Fuse	2A, T class, 250V					
Battery	not supported					
Dimension (W x H x D)	348 x 170 x 78 (mm)					
Device Weight	1.50 kg					

Specifications subject to change without prior notice.

## Application

Electronic circuit debugging      Circuit testing      Design and manufacture  
 Education and training      Automobile maintenance and testing

## Accessories

The receipt of accessories should be taken as final.



+982165565901

+982144584619

+989034119385

پتروفرهان گستر جنوب

FGJ-NDT.IR

DIGINDT.IR