

wintact®

MODEL : WT8822

Hydrogen Sulfide Detector Instruction manual



Standard: Q/HTY 012-2018
Version: WT8822-EN-00

- 1 -

+982165565901

+982144584619

+989034119385

A. Introduction

Hydrogen sulfide (H₂S) detector is novel-looking, compact and portable, which is designed for detecting hydrogen sulfide concentration. It uses high-quality gas sensor to achieve accurate measurement, stable performance with safety and reliability. It meets stability requirement of industrial site safety monitoring on equipment's high reliability, widely used in household, chemical industry, mining industry, environmental protection, gas transmission and distribution, biochemical medicine, agricultural research and so on.

Functions:

- ▶ HOLD data holding
- ▶ MAX maximum value / MIN minimum value
- ▶ UNIT switch units among %VOL, %LEL, PPM, (mg/M³)
- ▶ Alarm setting
- ▶ Calibration
- ▶ On/Off (Timed Shutdown)

B. LCD Display (Figure 1)

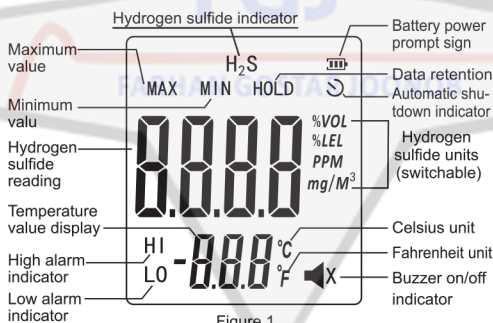


Figure 1

C. Name of Each Component (Figure 2)

1. Power and backlight on/off button.
2. Measurement data holding and setting button.
3. Maximum/minimum value mode locking/ Up button.
4. Unit switch/Down button.
5. LCD display.

- 2 -

6. Sensor hole.
7. LED alarm light.
8. Sticker spot for nameplate.
9. Battery door.

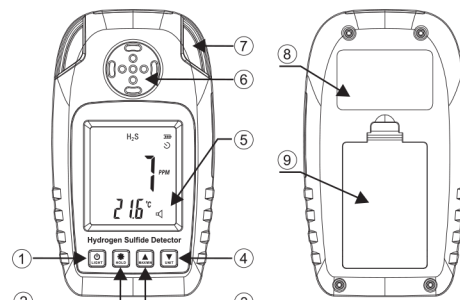


Figure 2

D. Operating Instructions

- (1) Power on/off: Short press to start up, perform normal measurement after 10 seconds, long press to shut down.
- (2) Data holding: Short press ; short press it again to exit.
- (3) Maximum/minimum value mode: Short press for maximum value, short press it again for minimum value, short press it again to exit.
- (4) Unit switch: Short press to switch units among %VOL, %LEL, PPM, and (mg/M³).
- (5) Setting: long press to enter setting mode, short press and to switch on/off, long press to exit.

- a. "ELE" temperature unit switch
- b. "OFF" timed shutdown switch
- c. "bu2" buzzer switch
- d. "HI/LO" alarm value setting
- e. "CAL" calibration

Note:

1. Temperature refers to the temperature of hydrogen sulfide sensor.
2. Timed shutdown is set as 10 minutes.
3. Buzzer switch refers to button pressing sound and alarm sound.
4. Alarm value setting: Short press and to switch between high and low alarm point, long press to set alarm point value, short press to switch setting digit, short press and to set alarm value, long press




















- 3 -

پتروفرهان گستر جنوب

FGJ-NDT.IR

DIGINDT.IR

to save and exit.

- Calibration: Short press  and  to switch calibration point. User can calibrates 0 point under airy environment (in normal temperature) by long pressing  to start calibration. When calibration is finished, "PASS" will be displayed automatically; if not, "Err" will be displayed. After calibration, short press  or , The "100" calibration points are factory calibrated and operate in a sealed environment filled with H₂S concentration (unit is PPM). Long press button  to start calibration, and wait for the concentration to stabilize (about 4 minutes) for automatic calibration or long press button  to start calibration. When calibration is finished, "PASS" will be displayed; if not, "Err" will be displayed. After successful calibration, long press  to fine tune calibration value (by short pressing  and ) and long press  again to save calibration value and exit.
- Lock: Long press  to lock "100" value of calibration point, and unlock for further calibration.
- Unlock: Under power off state, short press ,  and  at the same time to enter unlock interface. Short press  to switch setting digit. Short press  and  to set value. User needs to ask original factory for password, and long press  to unlock and restart.


E. Specifications

Measurement range of hydrogen sulfide	0~100PPM 0~0.01VOL% 0~152mg/M ³ 0~0.23LEL%
Maximum overload	500PPM
Response time	< 30 s
Sensor Type	Electrochemical H ₂ S sensor
Power supply	3*1.5V AAA batteries
Weight	111.9g(Without battery)
Dimensions	67.98*28.47*119.98mm

F. Warnings and Precautions

Improper operation or environment may cause accidents.

- The instrument is strictly prohibited from collision, falling from high places or violent vibration.
- If there is gas of high concentration, the instrument may not work properly.
- Please operate and use strictly in accordance with the instructions, otherwise it may result in inaccurate test results or damage to the instrument.
- Do not store the instrument in the following environments:
 - Places that may have water or heavy dust.
 - The instrument must not be stored and used in environments that contain corrosive gases (such as salt or sulfur in high concentration, etc.).
 - Air with other gases or chemicals.
 - Places of high temperature, high humidity or direct sunlight, including environments of too high and low temperatures, high humidity, electromagnetic fields, and strong sunlight.
- Cleaning of the instrument's surface:
 - The window of the sensor must be kept clean. If it is dirty, the measurement will be inaccurate.
 - Please wipe it gently with a clean, soft cloth dampened with water (do not use alcohol, diluent, etc. to clean the case, especially for the LCD window.).
- In order to ensure accuracy, the instrument should be calibrated regularly, and the period can not exceed one year.
- If the instrument breaks down, please contact our professional personnel to repair it. Other people shall not change components and wiring.

 Warning: prohibit charging or disassembling batteries in an explosive environment !

Special Statement:

Our company shall hold no any responsibility resulting from using output from this product as an direct or indirect evidence. this company reserves the right of changing the product design and contents of instruction if changed the separate notice isn't given.



 +982165565901

 +982144584619

 +989034119385