



MODEL: GM605

Wood moisture tester Instruction manual



Version: GM605-EN-01

FGJ-NDT.IR
DIGINDT.IR

- ☎ +982165565901
- ☎ +982144584619
- ☎ +989034119385

A. Introduction

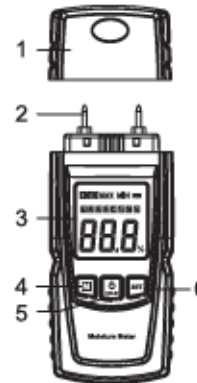
This is a wood moisture tester of DC resistance (probe type), with selection among 4 wood types and other type, which can be widely applied in the fields of testing the moisture content in the woods, bamboo ware, paper articles and traditional Chinese medicinal material, these of wood fibre construction.

B. Function

- * Selection among 4 types of wood and other material
- * Reading lock
- * Review of maximum moisture reading
- * Review of minimum moisture reading
- * Battery volume alert
- * Large non-parallax LCD with legible display
- * Automatic/manual power off

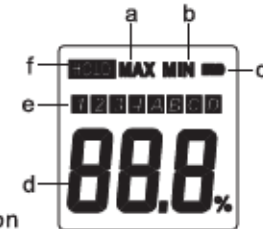
C. Keys

1. Built-in-one protective cover
2. Built-in-one probe
3. LCD
4. Woods type and other material selection key
5. Power on/off and reading hold key
6. Maximum/minimum reading selection key



D. LCD

- a. Maximum reading
- b. Minimum reading
- c. Battery volume
- d. Moisture content in woods
- e. Wood type selection
- f. Reading hold



E. Wood type and other material

Wood type			
Type	Refer value	Type	Refer value
Rhodesia teak	1	Cork wood	3
Ormosia	1	Sandalwood	3
Brazil walnut	1	Elm	3
Walnut	2	Koombar	3
Clones wood	2	Hemlock	3
White poplar	2	Borneol wood	3
Teak	2	Oak	3
Fir	3	Masson pine	4
Douglas fir	3	Chile pine	4
Lauan	3	Spurce	4
White ash	3	Larch	4
White fir	3	Apitong	4
Maple	3	Birch	4
Ash wood	3	Basswood	4

Other material	
A	Karstenite
B	Cement mortar
C	Lime mortar
D	Brick

F. Operation instruction

1. Insert battery and press the HOLD key to power on. long press on the key for 2 seconds to power off and it will be powered off automatically if there is no further operation on the key within 10 minutes
2. After power on, press the M key to select 4 tree type and other material. the level selection please be referred to in the checklist. if it is not listed in the checklist, it is highly recommended to use level 2 to measure it with attention paying to the error resulted in. in measuring, the 2 probes must be inserted same time.
3. Press the HOLD key to lock the reading with HOLD character appearing on LCD, press the HOLD key again to cancel the hold function
4. Press the SET key to select maximum or minimum reading.



G. Determining the level

If the moisture content of the wood to be measured is not clear, the following method can be used to determine the level: take an average sample from the wood and measure it respectively with 4 levels and record the readings, then take a piece of sample into the oven and measure the moisture content with oven drying method, then find the proper level by comparison with the average value of the 4 measured readings. if there is no condition to operate above, it is recommended to use level 2 to measure. it is noted that the error resulted in must be taken into consideration.

H. Water content measure method

There are Oven Dry method, electric method, distillation method and humidity method to measure the moisture content of the wood. Oven Dry method is to find the water content by reckoning difference between the wood before and after being dried which is an precise but time-consuming and complex, normally applied in laboratory. The Electric method is quick and convenient though not so precise as Oven Dry method, it is suitable for application on the massive wood or bamboo product.

I. Notice

1. This unit calibrate itself automatically after powering on, and the probe can not touch any subject while powering on
2. The probe is very sharp, do not point it to the people or leave it to children as their toy
3. Avoid the corrosive liquid contact with the unit and the probe from any possible damage.
4. Do not let the probe contact the object with electricity to avoid damage arisen from that. 
5. When the "  " appears, that indicates the low battery which may effect the precision of the unit. please replace the battery immediately.
6. Take out the battery if the unit is expected not in operation for a long time.

J. Technical parameters

	Measuring range	Wood type	Resolution
Water content	0%-24%	Wood type1	0.10%
	0%-30%	Wood type2	
	0%-37%	Wood type3	
	0%-41%	Wood type4	
	0%-6.8%	Other material A	
	0%-6.6%	Other material B	
	0%-6.0%	Other material C	
	0%-12.2%	Other material D	

Precision	±2% Wood type1
Operating temperature	0°C-40°C
Operating humidity	20%RH-90%RH
Automatic power off time	About 10 minute
Length of probe	9.8mm
Battery	2*1.5V AAA Battery
Size	135.6*55*29.4mm
Weight	107.7g(excluding battery)

Specific Declarations:
We reserves the right to modify product design and specification without notice.
Our company shall hold no any responsibility resulting from using output from this product as an direct or indirect evidence

