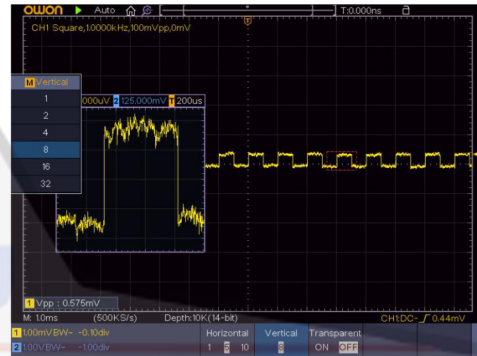
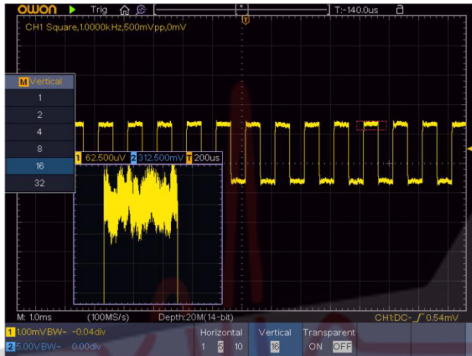




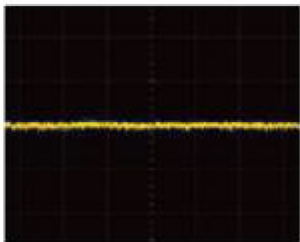
XDS3000-E Series 4CH DSO

- + 60MHz - 200MHz Bandwidth , 1GS/s sample rate
- + 14-bit high resolution ADC
- + 40M record length max 70,000 wfms/s waveform refresh rate
- + low back ground noise
- +8 inch 800 x 600 high resolution LCD, optional multi-touch screen, more user-friendly operation experience
- + SCPI, and LabVIEW supported
- + multi-trigger, and bus decoding function
- + multi-interface integration - USB host, USB device, USB port for PictBridge, LAN, AUX, and VGA


1. XDS series introduce 14 bits hardware ADC, the precision is 64 times against other oscilloscope on market. Equipping with OWON' s original magnifier function, it can observe the signal low down to 31.25µV/div.



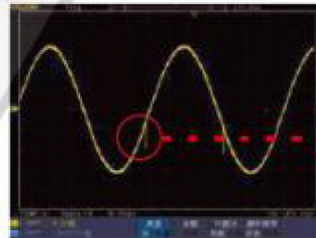
2. Xvisual platform - restore the waveform detail fullyt



low background noise



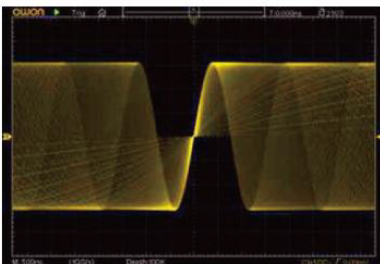
40M record length



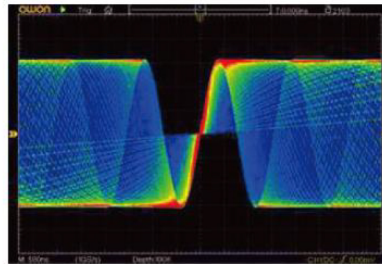
and 75,000 wfms/s refresh rate, easily capturing exceptional, and low probability events



3. multi-level grayscale, and color temperature display



within certain unit time, more frequent one waveform pixel appears, more vivid it is



the frequency of waveform reflecting in color temperature value, larger the value is, more frequent the waveform appears

+982165565901

+982144584619

+989034119385

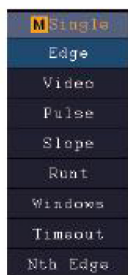
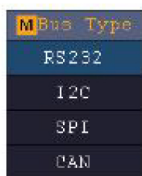
پتروفرهان گستر جنوب

FGJ-NDT.IR

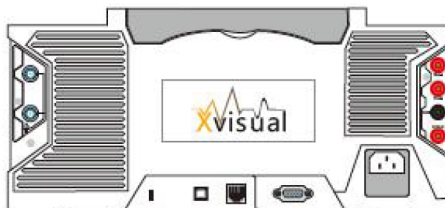
DIGINDT.IR



- 4. multi-trigger supported - Logic, Time-out, I²C, SPI , RS232, Runt, Windows, Nth Edge, and CAN
- 5. serial bus coding available in I2C, SPI, RS232, and CAN



- 6. built-in multimeter module, with auto-scale, and data logging function
- 7. built-in dual-channel 25MHz / 50MHz arbitrary waveform generator module, with sample rate of 125MS/s / 250MS/s



- 8. its built-in WiFi module facilitates mobile device connecting with XDS series product, to get access to remote control, together with simultaneous measurement result display



- 9. Its multi-point touch function improves operation efficiency considerably



via app s/w, waveform data-saving,checking, co-sharing is possible, co-analyzing hence realizes

- 10. optional battery makes floating measurement possible, advancing the operation convenience



پتروفرهان گستر جنوب

FGJ-NDT . IR

DIGINDT . IR

+982165565901

+982144584619

+989034119385



Model	XDS3064E	XDS3104E	XDS3064AE	XDS3104AE	XDS3104	XDS3204
Bandwidth	60MHz	100MHz	60MHz	100MHz		200MHz
Sample Rate	1GS/s				1GS/s (500MS/s for each channels)	
Vertical Resolution (A/D))	8 bits		14 bits		8 bits	
Record length	40M					
Waveform Refresh Rate	45,000 wfms/s				70,000 wfms/s	
Horizontal Scale (s/div))	2ns/div - 1000s/div, step by 1 - 2 - 5					
Rise Time (at input, typical)	≤5.8ns	≤3.5ns	≤5.8ns	≤3.5ns	≤3.5ns	≤1.7ns
Channel	4					
Display	8" color LCD, 800 x 600 pixels display					
Input Impedance	1MΩ ± 2%, in parallel with 15pF ± 5pF					
Channel Isolation	50Hz : 100 : 1, 10MHz : 40 : 1					
Max Input Voltage	1MΩ ≤ 300Vrms;					
DC Gain Accuracy	±3%		±1.5%		±3%	
DC Accuracy	average ≥ 16 : ± (3% + 0.05div) for ΔV					
Probe Attenuation Factor	0.001X - 1000X, step by 1 - 2 - 5					
LF Respond (AC, -3dB)	≥5Hz					
Sample Rate / Relay Time Accuracy	±1ppm					
Interpolation	(sinx) / x , x					
Interval (ΔT) Accuracy (full bandwidth)	Single: ±(1 interval time + 1ppm x reading + 0.6ns); Average > 16: ±(1 interval time + 1ppm x reading + 0.4ns)					
Input Coupling	DC, AC, GND					
Vertical Sensitivity	1mV/div - 10V/div (at input)					
Trigger Type	Edge, Video, Pulse, Slope, Runt, Windows, Timeout, Nth Edge, Logic, I ² C, SPI, RS232, and CAN (optional)					
Bus Decoding(optional)	I ² C, SPI, RS232, CAN					
Trigger Mode	Auto, Normal, and Single					
Vertical Range	±2V(1mV/div ~ 50mV/div) ; ±20V(100mV/div ~ 1V/div) ; ±200V(2V/div ~ 10V/div)					
Line / Field Frequency (video)	NTSC, PAL and SECAM standard					
Cursor Measurement	ΔV, and ΔT between cursors, ΔV and ΔT between cursors, and auto- cursors					
Automatic Measurement	Vpp, Vavg, Vrms, Freq, Period, Peak RMS, Cursor RMS, Vmax, Vmin, Vtop, Vbase, Vamp, Overshoot, Phase A→B ↑, Phase A→B↓, Preshoot, Rise Time, Fall Time, +Width, -Width, +Duty, -Duty, Duty Cycle, Delay A→B ↑, Delay A→B↓, +Pulse Count, -Pulse Count, Rise Edge Count, Fall Edges Count, Area, Cycle Area					
Waveform Math	+, -, ×, ÷, FFT, FFTrms, Intg, Diff, Sqrt, User Defined Function, digital filter (low pass, high pass, band pass, band reject)					
Waveform Storage	100 waveforms					
Lissajou's Figure	full bandwidth	Full bandwidth				
	±3 degrees	±3 degrees				
Communication Interface	USB host, USB device, USB port for PictBridge, Trig Out (P/F), LAN, and VGA (optional)					
Frequency Counter	available					
Power Supply	100V - 240V AC, 50/60Hz, CAT II					
Fuse	2A, T class, 250V					
Battery (optional)	3.7V, 13200mA					



Dimension (W x H x D) 340mmx177mmx90mm

+ Multimeter (optional) Specifications

Full Scale Reading	3¾ digits (max 4000 count)	Diode	0V -1.5V
Input Impedance	10MΩ	Continuity Test	<50 (±30) beeping
Capacitance	51.2nF - 100uF: ±(3% ± 3 digits)		
Voltage	DCV: 400mV, 4V, 400V: ±(1 ± 1 digit); max input: DC 1000V ACV: 4V, 40V, 400V: ±(1 ± 3 digits); frequency: 40Hz - 400Hz; max input: AC 750V (virtual value)		
Current	DCA: 40mA, 400mA: ±(1.5% ± 1 digit); 10A: ±(3% ± 3 digits) ACA: 40mA: ±(1.5% ± 3 digits), 400mA: ±(2% ± 1 digit), 10A: ±(3% ± 3 digits)		
Impedance	400Ω: ±(1% ± 3 digits), 4KΩ - 40MΩ: ±(1% ± 1 digit)		

+ Arb Waveform Generator (optional) Specifications

Max Frequency Output	25MHz		
Sample Rate	125MS/s		
Channel	2 channel (only apply to XDS3064E, XDS3104E)		1 channel (only apply to XDS3104, XDS3204E)
Vertical Resolution	14 bits		
Amplitude Range	2mVpp - 6Vpp		
Waveform Length	8K		
Standard Waveform	Sine, Square, Pulse, Ramp		
Arbitrary Waveform	Exponential Rise, Exponential Fall, Sin(x)/x, Step Wave, Noise, and others, total 46 built-in waveforms, and user-defined arbitrary waveform		

+ Logic Analyzer Function (optional) Specifications

Bandwidth	100MHz		
Sample Rate	1GS/s		
Channel	16		
Record Length	4M points		
Trigger Mode	Edge, Bus, State, Data Alignment, Data Width, and Distributed Queue		
Trigger Position Setting	Pre-trigger, Mid-trigger, and Re-trigger		
Input Signal Range	±30V		
Setting Storage	10 settings		

Note: Multimeter module and battery options are unavailable if choose logical analyzer module.

+ Optional Module / Function

VGA	VGA+AV port
WIF	Wifi
AWG	arb waveform generator
DMM	digital multimeter
MTS	Touch screen(capacitor-type)

+ Optional Decoding Kit


RS232	RS232
SPI	SPI
I ² C	I ² C
CAN	CAN

+ Accessories

The accessories subject to final delivery.



optional accessories:



mobile app accessible via scanning QR code

+982165565901

+982144584619

+989034119385

پتروفرهان گستر جنوب

FGJ-NDT.IR

DIGINDT.IR