

TWO-POLE PHASE COMPARATORS FOR INDOOR USE

The **DETEX CL-8-36** detects differences in voltage between any two points of an installation indicated by LED's. It also enables assessment of the order of magnitude of the residual voltage induced by nearby live lines or circuits, and thus differentiates it from the one provided directly from a high voltage source.

Two 1.25 m elements with removable probes, connected via a high-insulation lead. High dielectric quality insulating material.

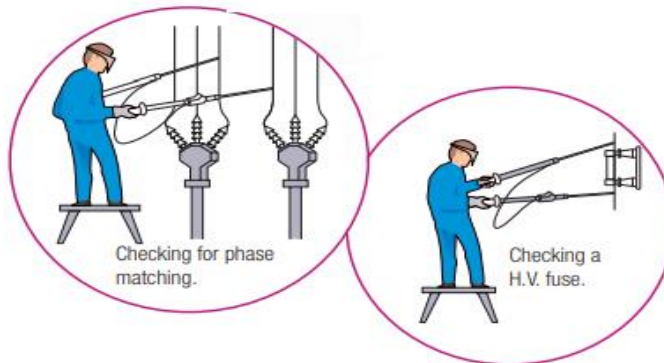


Reference	Voltage (AC)	↔ aerial		kg
		assembled	dismantled	
CL-8-36	2 to 36 kV	1.25 m	0.62 m	1.1
CL-8-36/1 *	2 to 36 kV	1.25 m	0.62 m	1.3

* As CL-8-36 tester with 2 probes extenders 0.550 m. Câble 1.5 m for CL-8-36 and 3 m for CL-8-36/1. Delivered in plastic case.

Accessories :

Reference	Description
C-92-20	Spare probe 0.550 m
CL-8-05	Probe extenders 0.550 m



OPERATING TESTERS

To perform mandatory testing on the controllers before and after each use.

Reference	Characteristic	Voltage	mm	kg
CL-1-06	Delivered in case with lead	Adjustable 10, 20, 30 kV	190 x 32 x 65	0.32



TWO-POLE PHASE COMPARATOR FOR INDOOR AND OUTDOOR USE

Complete function testing: built-in, with TEST push-button (battery supplied).




Composition

- 2 elements connected by a high-insulation lead,
- 2 removable handles,
- metal case: 0.40 x 0.25 x 0.85 m.

Indications provided by the galvanometer needle; dials are calibrated according to voltage. High isolated materials characteristics.



CL-5-36 / CL-5-03

Reference	Graduation cadran (kV)		 Type 6 LR-61	
CL-5-36	5 - 10 - 15 - 20 - 25 - 30 - 33 - 36	6 - 36 kV	9 V	7.5
CL-5-03	0.750 - 1 - 1.25 - 1.5 - 3	0.75 - 3 kV	9 V	

PERMANENT LUMINOUS INDICATOR FOR INDOOR USE

Single-pole 5 to 75 kV indicator. On bus bars. Rings with \varnothing 5 to 20 mm and planes 1 to 20 mm. Fixing on conductors. Signaling the presence of voltage by 7 electroluminescent diodes.

Reference	
CL-40010	Sold in box of 3 units



CL-40010

THE 

- Flexible stem for adjusting the orientation of the LEDs.





BIPOLAR VOLTAGE ABSENCE DETECTOR FOR CONTINUOUS CURRENT

The presence of voltage is indicated by:

- the lighting of 6 red LEDs + 1 blue polarity LED
- the activation of an audio signal (60 dBA / m2).

Continuous voltage absence detector from 100 to 30000V. Integrated device for ensuring the proper functioning of all the detector's functions. Delivered in a plastic case. High resistance body of the detector. 2 elements connected by a flexible, high insulation cable.



Reference			 Type 6 LR-61	
CL6-100-30000	100-30 000 V	1.02 m	9 V	1.5

SINGLE POLE PHASE COMPARATOR FOR INDOOR AND OUTDOOR USES





Unipolar device used to check phase concordance in 2 steps.

- Step 1: storage of the reference phase.
- Step 2: search for the phase in concordance with the one memorised in step 1.

The operator has 15 seconds to complete step 2.

After this time, step 1 must be started again.

To be used on 50 and 60 Hz networks.

Reference		 Type LF 22	 aerial	 kg
CL-7-06/18-(*)	6-18 kV	9 V	0.55 m	0.85
CL-7-10/30-(*)	10-30 kV	9 V	0.90 m	0.90
CL-7-10/30-1-(*)	10-30 kV	9 V	1.15 m	0.95
CL-7-12/36-(*)	12-36 kV	9 V	0.90 m	0.90

(* Please specify type C or K when ordering.
Delivered in carrying case.



GREEN LED =
phasing indication.

ORANGE LED =
memorized phase
status voltage
are in memory.

RED LED =
non-phasing indication.

Press the button to test the
device and to reset its memory.



پتروفرهاں گستر جنوب

FGJ-NDT.IR

DIGINDT.IR

+982165565901

+982144584619

+989034119385